

# Threadlines

Newletter of the Uncommon Threads Quilt Guild

ucquilts.com

## PRESIDENT'S Message:

Janice C. “Bluebird,  
bluebird through my  
window...”

The bluebirds are flying in and out of their new house, bringing all kinds of fluffy bits to make a new nest. The neighbor's cherry tree is blooming and it feels like spring has come. March is a fickle month and the weather might change in a moment. I look forward to each new day and the surprises I find.

I'm enjoying working on our challenge blocks each week. I have finished the recent weekly blocks and added a couple from the past Sewcialites sew-a-longs. Did you know you can find the directions to the other two quilts and download the blocks for free? I'm making my blocks into a baby quilt. The baby will be here before all the blocks are shared so I'm adding some blocks from the past quilts. Also, for the baby quilt I'm only making 13 of the blocks. Maybe I'll make two small quilts.

The February meeting was well attended. It was good to be back together and see everyone's Show & Tell. Have you made a mini quilt for our new homeowners? My heart feels full when I share a quilt with others.

Hope to see you in-person or on Zoom on the 24th.  
Happy Sewing,  
Janice C.

MARCH 24<sup>th</sup>

A Photographic Tour of the National Quilt  
Museum Featuring Carol Breyer Fallert's  
"Life in Color" Exhibit



MARCH 2026

WHAT'S HAPPENING?

The March General Meeting is  
MAR 24<sup>TH</sup>, at 6:30pm with the social  
beginning at 6pm at Germantown  
UMC, 2331 S. Germantown Rd.  
Parking and Entrance are at the rear  
on West St.

In-Person Guild Meetings are usually  
the 4<sup>th</sup> Tuesday at Germantown  
UMC.

**INCLEMENT WEATHER POLICY**

The UTQG will follow the guidelines for  
Shelby County Schools in the event of  
inclement weather including **TORNADO  
WARNING** but applicable for any  
weather event which impacts safe travel  
to and from the general meeting. If the  
schools are closed, the UTQG General  
meeting will be cancelled.

## Retreat: Melissa D.




having our first committee meeting before our March meeting at 6:00 pm. Mark your calendars - I'll see you there!

## MEMBERSHIP: Deirdre B

We had 36 members in person at our February meeting, 9 joined via Zoom and 2 guests - Rick H. - who is now our newest member, and Helen C., a friend of Dawn C. Tanya K., won the door prize, and Sally L. won the name tag drawing.

Please continue to invite others to come visit and hopefully join us.  
Deirdre



## PROGRAMS:

**Melissa D.**

As the weather is warming up, I'm excited to get out and about more. Christine G. took a trip last June to Paducah Quilt Museum and was able to secure permission to share a bit about one of the exhibited artists. Come join us to see a Program highlighting the quilts that were on display, a bit about the quilter Caryl Breyer Fallert, and a deeper dive into her "Life in Color" exhibit!



## MARCH

### Hospitality

Sallye L., Sue F., Deloris R.

Please bring snacks to share again this month. You can also contribute plates, napkins or plastic forks if you would like. Thanks to all who contributed snacks for last month's meeting. Thanks again,  
Your Hospitality Team



## Show & Tell: Donna N

Is everyone's favorite part of the meeting. If you cannot attend in person to share your projects, you may submit pictures and info about them to [utquiltguild@gmail.com](mailto:utquiltguild@gmail.com). Put Show & Tell in the subject line and include your name and information about your project. The deadline to submit is Sunday prior to the meeting. Pictures shared online and in person will be uploaded to the Guild's Facebook page after each meeting.



## Community Service: Pat D

Sorry I missed last month's activity, I heard you took home some kits cut with the AccuQuilt systems. Everybody wants one now, right? (\*.\*)  
 I turned in 10 quilts to the hospice center in Collierville. I spoke with Stacey and she said they are good for girl quilts at the youth houses for orphans, but they need boy quilts if you have any in the works. Boys just aren't into flowers, wonder why. Hahaha.  
 Thank you once again for all you do to provide quilts for our community. If you know of another location that may want quilts on occasion (not regularly) please let us know. We may have a few to spare.  
 Have a great month. See you at guild.


Community Quilts committee, Pat D chairperson

## Welcome Home Community Service Project

Habitat for Humanity of Greater Memphis  
 2026

Guild members are asked to make an art quilt of a house for new Habitat homeowners. You have creative leeway as for the colors and design except the quilt must:

- Be a house (applique, paper piece, etc.)
- Measure 2 feet by 2 feet
- Have a hanging sleeve
- Incorporate word(s) of inspiration - hope, peace, love, joy, faith, etc.



30 quilts are needed for the spring dedication that typically occurs in April/May. Our guild will be invited to attend the dedication. **The deadline has been extended to our April 2026 meeting date.** This date was extended based on final confirmation of the Habitat dedication date.

The quilt pictured may give you an idea, although it is about 4 feet by 4 feet. Questions: Email [kathy,r.m.cowan@gmail.com](mailto:kathy.r.m.cowan@gmail.com) or call 901-218-4021.

## BIRTHDAYS THIS MONTH



### And Next

Donna N	3/2
GG B	3/4
Stephanie S	3/5
Rhonda C	3/15
Dawn H.	3/15
Nancy J	3/31
Deirdre B	4/8
Rick H	4/20
Agnes L	4/20
Michael F	4/23
Sharon G	4/23
Karen L	4/29
Sharon E	4/30



## CORRESPONDING SECRETARY

Deloris R

A card will be sent to Glenda C's husband (Heart Surgery)

Regards,  
 Deloris R



## **CHALLENGE:** Wendy J & Christine G

Hello quilters!

Challenges are so much fun! Hopefully many of you have joined our Sewcialites 3 quilt challenge! Remember, Kimberly Jolly introduces a new block each Friday morning on YouTube and on Facebook. Kimberly provides many tips on sewing the blocks as well as showing examples of blocks others have completed. My blocks are in the photo below. I usually make scrappy quilts, but this time I am using a Tilda Jubilee fat eighth bundle that I had been hording. So far, I have made two blocks each from Sewcialites 2 and 3. I also have blocks selected from Sewcialites 1. Also, remember that there are different skill levels available. If you don't like the block that is featured, sew a different one.

I saw a few member blocks at our last guild meeting. Since we didn't have a chance to share our blocks, please bring all of your blocks to our March meeting. We should have five blocks each to share by meeting time.

If you haven't participated in the challenge yet, please join in at any time. At least, give it a try. The challenge will run through August for making the blocks, and the quilt completion date and presentations will be during our November meeting.

If you haven't downloaded the Sewcialites 3 information, which is free, go to [fatquartershop.com](http://fatquartershop.com), and type in Sewcialites in the search box at the top right corner. You may also find information at [blog.FatQuarterShop.Com/Sewcialites](http://blog.FatQuarterShop.Com/Sewcialites).

The beauty of this challenge is that you can choose a block from any three of the Sewcialites challenge years. Another bonus for the block challenge is that some block designers may present a tutorial on how to make their block of the week on their websites.

Remember to bring your blocks to share during our guild meeting.

Let the fun continue!  
God bless and happy quilting!  
Wendy J and Christine G



[fatquartershop.com](http://fatquartershop.com)  
[blog.FatQuarterShop.Com/Sewcialites](http://blog.FatQuarterShop.Com/Sewcialites)



The Communications Team:  
Sally N and Shannon T



Ways & Means:

Margaret S.


Guild Pins are available for \$3.

## **\$tash for Ca\$h**

We welcome the treasures that you bring. These are items that need a new home and can go to a new home the night of our meeting. Pay what you feel is appropriate but if the items that you bring don't find a new home that night, please take them back with you. Due to our limited space, we cannot store anything. So, items that don't sell will be discarded that night.

Thanks.

Margaret S. Ways and Means.



**Traveling Quilter:** Sandy C. – Plano, Texas

I visited these shops a number of years ago and was pleased to find out they are still in business although both have changed locations. If you're traveling to the Dallas, TX area consider checking them out. Both of the shops below have websites, check them out if you want additional information.

**Fabric Fanatics -**

This shop is devoted exclusively to batiks! They have large rooms full of more than 4000 bolts of batik fabrics. In addition to the great fabric selection, they also carry a good assortment of Jacqueline de Jonge quilt patterns AND Judy Niemeyer patterns. One room has many patterns and 2.5" strip sets. The next room is the classroom and has the sale fabrics. I found the shop salesperson very knowledgeable and helpful and of course I loved the fabrics.



Fabric Fanatics  
910 W. Parker Rd  
Suite 325  
Plano, Texas 75075

972-881-7750  
www.fabricfanatics.com  
fabricfanatics@hotmail.com



**Not Your Mama's Quilt Store –**

This is a relatively small shop with a lovely assortment of bright modern fabrics (Kaffe Fassett, Grunge, etc). They carry an assortment of

interesting "quilting/sewing condiments"

– colorful zippers, zipper pulls, gloves for free motion quilting and other trinkets. The shop carries a good assortment of modern quilt patterns (including Laura Heine), bag patterns and Internet orders are accepted (see website below). The owner was very personable and interested in her



**Next Meetings:**

Legend: H = Hybrid, V = Virtual, IP = In Person

Guild Meeting	<b>24 MAR</b>	H
Retreat Meeting 6pm	<b>24 MAR</b>	IP
Board Meeting	<b>16 APR</b>	V
Guild Meeting	<b>28 APR</b>	H



**Attention members!**

You have access to the ZOOM sewing room anytime there is not a guild planned meeting. Early Bird, Night Owl, East Coast, or West, another Country and Continent it doesn't matter. As a member you may connect with other members in our ZOOM Room. The room is open anytime there isn't a meeting planned. A full calendar can be found on the last page.

customers. The class schedule ranged from beginner binding, beginner quilt top, beginner paper-piecing, machine applique, mariner's compass, bag classes, hand applique, Featherweight cleaning and maintenance and Serger 101. Elna sewing machine dealer.

Not Your Mama's Quilt Store  
2963 W. 15th St.  
#3055  
Plano, Texas 75075  
972-612-2641  
www.notyourmamasquiltstore.com  
Tisha@notyourmamasquiltstore.com



From the Editor

All submissions are best made using my email, [thequiltedpage@aol.com](mailto:thequiltedpage@aol.com) with Newsletter in the Subject. The deadline for the APR newsletter is Wednesday, APR 15<sup>TH</sup>.

Karen P

### **Guild Meetings**

Guild meetings are the 4<sup>th</sup> Tuesday unless otherwise stated and are both in person and on Zoom (hybrid)

March 24, 2026  
April 28, 2026  
May 26, 2026

\*Varies from 4<sup>th</sup> Tuesday schedule

### **Retreats and Special Events**

Refer to Guild Communications for details.

Retreat includes Pre & Post  
November 12-16

Committee meets at 6pm on MAR 24<sup>th</sup>  
In Person

### **Classes and Zoom Groups**

See the Classes Webpage and/or  
Newsletters for details

### **Quilting is always more fun with friends!**

### **Board Meetings**

As of September, Board Meeting dates are being revised through June 2026. See the Members Only page for the Zoom Link.

April 16, 2026 (Newsletter 4/15)  
May 14, 2026 (Newsletter 5/13)  
June 11, 2026 (Newsletter 6/10)

### **Zoom Sewing Room**

The link can be found on the Members only page of the Website

An Impromptu Zoom link is also available for members to Sew Together Virtually. We encourage all members to join the Zoom Sewing Room anytime there is not a scheduled Guild meeting.

If you find yourself with a day, morning, afternoon, or evening to sew, let others know and get on the Zoom link. You can shout out to a group of friends via the Facebook group or Messenger or in a group text or email.

## Remember:

- Name Tag
- Potluck Dish
- Show and Tell
- Challenge Blocks
- Habitat Home Quilt
- Community Quilts (CQ)
- Sign your CQ Kit out &/or In
- Ca\$h for \$tash