





Keyboard Shortcuts

Applies To:  BlockBase+ |  Dear Jane Add-on |  Electric Quilt 8 |  Other Programs

Speed Keys

Use these speed keys on the Quilt Worktable to quickly set blocks and/or color patches.

Windows: CTRL+click

Mac: Command (on the left side of the keyboard) +click

Setting blocks, photos Sets blocks in all pre-defined spaces of a quilt layout

Coloring with Paintbrush tool When the same block is used multiple times in a quilt, holding this speed key while clicking will color the same patch in all of those blocks at once.

Coloring with the Spraycan tool When the same fabric/color is used multiple times in a quilt, holding this speed key while clicking will color the matching fabric/color in all the blocks at once.

Windows: ALT+click

Mac: Option (on the left side of the keyboard)+click

Setting blocks, photos Sets blocks in alternating pre-defined spaces of a quilt layout

Coloring with Paintbrush tool When the same block is used multiple times in a quilt, holding this speed key while clicking will color the same patch in alternating blocks at once.

Coloring with the Spraycan tool When the same fabric/color is used multiple times in a quilt, holding this speed key while clicking will color the matching fabric/color in alternating blocks at once.

File Handling

Command	Windows	Mac
New	CTRL+N	Cmd+N
Open	CTRL+O	Cmd+O
Save / Add to Sketchbook	CTRL+S	Cmd+S

Always be sure to use the *Command* and *Option* keys on the left side of your keyboard.

Editing

Command	Windows	Mac
Undo	CTRL+Z	Cmd+Z
Cut	CTRL+X	Cmd+X
Copy	CTRL+C	Cmd+C
Paste	CTRL+V	Cmd+V
Clear	Delete	Delete/ Backspace

Always be sure to use the *Command* and *Option* keys on the left side of your keyboard.

Miscellaneous

Command	Windows	Mac
Select All	CTRL+A	Cmd+A
Select last drawn segment(s)	Spacebar	Spacebar
Flip arc on EasyDraw block	Spacebar (while drawing)	Spacebar (while drawing)
View Sketchbook	F8	F8
Close dialog box	Esc	Esc
Zoom in/out	CTRL + mouse wheel	CTRL + mouse wheel

Always be sure to use the *Command* and *Option* keys on the left side of your keyboard.