

# Threadlines

Newletter of the Uncommon Threads Quilt Guild

ucquilts.com

## PRESIDENT'S Message:

**Janice C**

“April gave us springtime  
And the promise of the flowers...”

Hello Quilty Friends,

My favorite flowers are blooming. I'm  
enjoying the warmer weather.  
It is hard to find me in my sewing room.

I'm looking forward to seeing all the special  
quilts at this month's meeting.  
What quilt are you sharing?

We are also going to show our mini “Home, Sweet Home” quilts for Habitat new  
homeowners.

Have you finished one? There is still time. We hope to have 30 mini quilts.

Our nominations committee is working on the slate of officers for 2026-27.  
Many hands make light work-especially with Uncommon Threads. Where can  
you help this next year?

Are you trying the Sewcialites Sew Along? The block patterns are fun and free.  
Each Friday a new block is added. The great thing is having so many choices.  
Three sizes, lots of examples, and short videos to show how to make the block.


Don't forget to bring some snacks and join us on April 28 at 6:30 pm.

Happy Sewing,  
Janice C.

**APRIL 28<sup>th</sup>**  
**Show Your Masterpiece**

**Welcome Home**

**A House for Habitat**



**APRIL 2026**

**WHAT'S HAPPENING?**

The April General Meeting is  
**APR 28<sup>TH</sup>**, at 6:30pm with the social  
beginning at 6pm at Germantown  
UMC, 2331 S. Germantown Rd.  
Parking and Entrance are at the rear  
on West St.

In-Person Guild Meetings are usually  
the 4<sup>th</sup> Tuesday at Germantown  
UMC.

**INCLEMENT WEATHER POLICY**

The UTQG will follow the guidelines for  
Shelby County Schools in the event of  
inclement weather including **TORNADO  
WARNING** but applicable for any  
weather event which impacts safe travel  
to and from the general meeting. If the  
schools are closed, the UTQG General  
meeting will be cancelled.


## Retreat: Melissa D.



The retreat committee will meet briefly at 6:00 pm right before our April meeting to iron out some details. I'll see you there!

Start getting excited for our 2026 Retreat! The dates this year will be November 13th - 15th with pre- and post- retreat as usual at St. Columba Episcopal Camp & Retreat Center.

The retreat committee is reviewing the plethora of class and trunk show/lecture options from Alice Ridge.



## MEMBERSHIP: Deirdre B

The meeting was well attended with 36 members and 2 visitors plus Zoom attendees.

Please continue to invite others to come visit and hopefully join us.  
Deirdre



## PROGRAMS:

Melissa D.

Have you ever finished a quilt and thought to yourself "this is my Masterpiece!" when you see it? Or fought tooth and nail to finish a quilt top, hated it, let it sit for a few years, finally quilt it, and decide you are proud of how it turned out? Bring in that quilt (or email a picture of it to the guild email) for our April Program - Masterpiece!

This month, we are showing off that time you did a whole quilt with seams you are proud of, with quilts where your applique is the best you've ever done, with quilts you think the color choices are flawless, with quilts where all your paper pieced corners line up perfectly, or just that quilt you are so sentimentally attached to that you'll never beat the feeling you had when you finished it or gifted it or saw it in a friend/kid/grandkid's arms.



## APRIL

### Hospitality

Sallye L., Sue F., Deloris R.

Thanks again for the food last month. We would love snacks, appetizers, real food and desserts at Guild on Tuesday. As you know a lot of folks come straight from work.

We appreciate you!  
Your Hospitality Team  
Sallye, Deloris and Sue



## Show & Tell: Donna N

This is everyone's favorite part of the meeting. If you cannot attend in person to share your projects, you may submit pictures and info about them to [utquiltguild@gmail.com](mailto:utquiltguild@gmail.com). Put Show & Tell in the subject line and include your name and information about your project. The deadline to submit is Sunday prior to the meeting. Pictures shared online and in person will be uploaded to the Guild's Facebook page after each meeting.



## Community Service: Pat D

I don't think I say it enough; you ladies are amazing. I'm so proud of each of you for the way you step up to do your part in making quilts for the community. I brought home 4 quilts to put labels on. They are beautiful.

Last month several of the guild members attended Norahann's quilt retreat. We brought a large quilt and backing that we just couldn't bear to cut down to make it smaller and waste the rest. A lovely lady donated \$200 for the batting fund and took it home to finish.

Thank you for all you do to make these quilts possible.

The community quilts committee  
Pat D Chairman

## Welcome Home Community Service Project

Habitat for Humanity of Greater  
Memphis  
2026

Guild members are asked to make an art quilt of a house for new Habitat homeowners. You have creative leeway as for the colors and design except the quilt must:


- Be a house (applique, paper piece, etc.)

- Measure 2 feet by 2 feet

- Have a hanging sleeve

- Incorporate word(s) of

inspiration - hope, peace, love, joy, faith, etc.



30 quilts are needed for the spring dedication that typically occurs in April/May. Our guild will be invited to attend the dedication. **The deadline has been extended to our April 2026 meeting date.** This date was extended based on final confirmation of the Habitat dedication date.

The quilt pictured may give you an idea, although it is about 4 feet by 4 feet. Questions: Email [kathy,r.m.cowan@gmail.com](mailto:kathy,r.m.cowan@gmail.com) or call 901-218-4021.

## BIRTHDAYS THIS MONTH



### And Next

Deirdre B	4/8
Rick H	4/20
Agnes L	4/20
Michael F	4/23
Sharon G	4/23
Karen L	4/29
Sharon E	4/30
Miriam O	5/4
Sallye L	5/19
Tanja K	5/22
Ann H	5/25
Dianne J	5/27



## CORRESPONDING SECRETARY

Deloris R

Congratulation Cards were mailed to Deirdre B for the celebration of her twins (Granddaughter and Grandson).

Regards,

Deloris R

# Challenge

## CHALLENGE: Wendy J & Christine G

Hello quilters!

Our Sewcialites 3 challenge is in its second month. As I write this newsletter, block 8 is to be released Friday, April 9. We should have 10 blocks completed by our next guild meeting. If you don't have all of the blocks completed, just continue when you have a chance. Maybe you can make a table topper/runner or make a small quilt like Janice C shared last month.

The photo shows my latest blocks. Two of my 3" blocks are numbers 6 and 7 from Sewcialites 3 and the other 2 blocks are from Sewcialites 2.

The beauty of this challenge is that you can choose a block from any three of the Sewcialites years. Some block designers may also present a tutorial on how to make their blocks of the week.

The challenge will run through August for making the blocks, and the quilt completion date and presentations will be during our November meeting.

Remember, Kimberly Jolly introduces a new block each Friday morning on YouTube and on Facebook. Kimberly provides tips on sewing the blocks as well as showing examples of blocks others have completed. Many of you work, so you can watch the videos any time. Remember, Sally N has made it easy for you to locate the Fat Quarter Shop sites on our guild website.

The Sewcialites (free) information, can be found at [fatquartershop.com](http://fatquartershop.com). Then, type in Sewcialites in the search box at the top right corner. For easier access, go to [ucquilts.com](http://ucquilts.com). Thanks Sally N!

Please bring any blocks that you have not shared during our April meeting. We should have blocks numbers 6 through 10 to share. Also, show any that you have not shared so far.

Let the fun continue!

God bless and happy quilting!

Wendy J and Christine G  
[fatquartershop.com](http://fatquartershop.com)  
[blog.FatQuarterShop.Com/Sewcialites](http://blog.FatQuarterShop.Com/Sewcialites)



The Communications Team:  
Sally N and Shannon T



Ways & Means:

Margaret S.

Guild Pins are available for \$3.

## \$tash for Ca\$h

We welcome the treasures that you bring. These are items that need a new home and can go to a new home the night of our meeting. Pay what you feel is appropriate but if the items that you bring don't find a new home that night, please take them back with you. Due to our limited space, we cannot store anything. So, items that don't sell will be discarded that night.

Thanks.

Margaret S. Ways and Means.



**Traveling Quilter:** Sandy C. – Jonesboro Arkansas

**Jana's Quilt Shop** has been in business for over 20 years. Her previous location started out small but over the years grew to encompass 3 or 4 rooms at Fountain Square. The shop recently relocated to 1413 Market Place Dr., Jonesboro, AR

72401, Phone: (870) 972-5543 her e-mail is Janaquilts22@gmail.com. Shop hours are 9am-5pm Monday and Friday, 9am-6pm on Wednesday, and

10am-2pm on Saturday. The new location is smaller but still packed with fabric. Jana offers a nice selection of batik fabrics, I found the Tula Pink line as well as Grunge. Sample quilts Jana has made over the years are offered for sale and are located in the first room of the new

shop. The class schedule runs thru August with such offerings as Paper Piecing, a Sew Along

class, a sewing machine T shirt.

Classes are usually held on Saturday to accommodate working quilters, but I noticed a couple of classes on Tuesday. The classroom is spacious with samples hanging on the walls, it can accommodate up to 14 students. The sale fabric is

located in the classroom. The first Saturday of each month Jana offers a demo at 1pm, today it was variations on "Turning Twenty" quilts. The shop has 3 long arm machines and offers machine quilting for your quilts. All in all this is a shop on the small size, with a significant amount of fabric but it's greatest asset is the staff – they are friendly, knowledgeable and more than willing to share tips and friendly

advice. If you are ever in the Jonesboro area

(it's only an hour away from Memphis) I would highly recommend stopping by the shop, I hope you'll be pleasantly surprised. Happy Quilting!



**Next Meetings:**

Legend: H = Hybrid, V = Virtual, IP = In Person

Guild Meeting	28 APR	H
Retreat Meeting 6pm	28 APR	IP
Board Meeting	14 MAY	V
Guild Meeting	26 MAY	H



**ZOOM TIME? ANYTIME!**

**Attention members!**

You have access to the ZOOM sewing room anytime there is not a guild planned meeting. Early Bird, Night Owl, East Coast, or West, another Country and Continent it doesn't matter. As a member you may connect with other members in our ZOOM Room. The room is open anytime there isn't a meeting planned. A full calendar can be found on the last page.

## **Guild Meetings**

Guild meetings are the 4<sup>th</sup> Tuesday unless otherwise stated and are both in person and on Zoom (hybrid)

April 28, 2026

May 26, 2026

\*Varies from 4<sup>th</sup> Tuesday schedule

## **Retreats and Special Events**

Refer to Guild Communications for details.

Retreat includes Pre & Post

November 12-16

Committee meets at 6pm on April 28<sup>th</sup>

In Person

## **Classes and Zoom Groups**

See the Classes Webpage and/or  
Newsletters for details

## **Quilting is always more fun with friends!**

## **Board Meetings**

As of September, Board Meeting dates are being revised through June 2026. See the Members Only page for the Zoom Link.

May 14, 2026 (Newsletter 5/13)

June 11, 2026 (Newsletter 6/10)

## **Zoom Sewing Room for all members!**

The link can be found on the Members only page of the Website

An Impromptu Zoom link is also available for members to Sew Together Virtually. We encourage all members to join the Zoom Sewing Room anytime there is not a scheduled Guild meeting.

If you find yourself with a day, morning, afternoon, or evening to sew, let others know and get on the Zoom link. You can shout out to a group of friends via the Facebook group or Messenger or in a group text or email.



### **From the Editor**

All submissions are best made using my email, thequiltedpage@aol.com with Newsletter in the Subject. The deadline for the APR newsletter is Wednesday, MAY 13<sup>TH</sup>.

Karen P

## **Remember:**

- Name Tag
- Potluck Dish
- Your Masterpiece
- Habitat Home Quilt
- Challenge Blocks
- Show and Tell
- Community Quilts (CQ)
- Sign your CQ Kit out &/or In
- Ca\$h for \$tash