

# Threadlines

Newsletter of the Uncommon Threads Quilt Guild

March 25<sup>th</sup>

CINCHQuilt Explained by Developer

Brett Lipscomb

ucquilts.com

## PRESIDENT:



## SHARON G.

Hello quilters,  
Oops, writing for the newsletter slipped my mind and I'm trying to catch up today.  
I hope everyone escaped the storms this week. Seemed like several areas had tornadic winds and downpours.

Scary.

Coming up, the Board has formed a nominating committee and if you are asked to serve, consider saying yes. I have thoroughly enjoyed getting to know you better and it is a great way to serve.

Spring is my favorite time of year and creative juices kick in with new projects running around in my brain. Maybe I need to finish some UFOS first.

Wow, the response for hospice quilts has been amazing. Keep it up, your work is incredible and appreciated.


Don't forget your challenges blocks too. I'm enjoying this challenge each month.

Bye for now,  
Sharon G

**Zoom Series: Janice C**  
**The Quilter's Field Guide to Color:** A hands-on workbook for mastering fabric selection.

**Color Theory for Saturday, April 5, at 10:00am, we will share experiments 7,8,&9 on Zoom. All are welcome to join us.**

Happy Sewing! Janice C



## March 2025

### WHAT'S HAPPENING?

The March General Meeting is Tuesday, MAR 25<sup>TH</sup>, at 6:30pm with the social beginning at 6pm at Germantown UMC, 2331 S. Germantown Rd. Parking and Entrance are at the rear on West St.

**A complete list of events is on the last page.**

In-Person Guild Meetings are the 4<sup>th</sup> Tuesday at Germantown UMC.

### INCLEMENT WEATHER POLICY

The UTQG will follow the guidelines for Shelby County Schools in the event of inclement weather including TORNADO WARNING but applicable for any weather event which impacts safe travel to and from the general meeting. If the schools are closed, the UTQG General meeting will be cancelled.



## Show & Tell: Jody T

March is the month of St. Patrick's Day, 4 leaf clovers, rainbows ending in pots of gold. And weather that changes in the blink of an eye from balmy temperatures to wind and hail! Escape the Ides of March by sharing your finished projects with us on March 25. As always if you cannot attend in person, send your pictures to the guild email [UTquilts@gmail.com](mailto:UTquilts@gmail.com) with Show and Tell in the subject line. Include any information you want to share in your email. We leprechauns can't wait to see what you have been making! Jody T



Sandy L, Pat D, Emily S, and Kay S

I can never say "thank you" enough to all you wonderful quilters who donate your time and talents to making quilts for hospice. I was on zoom and it just surprised me to no end. You pulled through in a big way this month. 25 quilts were turned in at our February meeting in varying stages of completion. They were all beautiful. Thank you, thank you, thank you.

We turned in 7 quilts the day after the meeting. We will get labels on some that you just turned in and report at the March meeting. We so look forward to seeing all of you in March.

Your Community Quilts committee

PS. I forgot to remind you that when you take a kit and have extra fabric; please make another block or two. We thought we would make a few sampler quilts with the extras. Also if any of you long arm quilters have time we have several quilts that need quilted. Lynn or Sally will bring them with the backing and batting. We would really appreciate your help as we can't finish without you. Smiling because it is really true.

## MEMBERSHIP:

### Deirdre B

We are currently at 80 members (error last month said 81 - sorry).

Please continue to promote our guild with your friends and sewing buddies. Let them know of upcoming events or demonstrations.

Thanks  
*Deirdre*



## Retreat: Iris T.

I've been working diligently searching for a guest teacher for retreat 2025. Have contacted her assistant and will know more in a few weeks!! More details at guild this month!! Come in person or on-line to get more info!! Make sure

you pay your annual dues on time. I'm positive this teacher's classes will fill up fast!!



## CHALLENGE

Wendy J & Christine G  
Hello quilt friends!

It is time to make your April blocks! Bring one or two **April** blocks to share

during our March meeting and make sure that you sign in and add your blocks to the list.

(cont.)

Thank you members for sharing your March blocks. I have been amazed at the beautiful blocks and quilts that have been shared! I look forward to seeing your art each month. Remember, you may join the fun at anytime. If you need inspiration for blocks, go to [quilterscache.com](http://quilterscache.com).

The quilt above is made with Christine's April blocks. Block suggestions are the Carolina Lily or a Sawtooth Star with a four patch center. Maybe you can find a tulip pattern on Pinterest or in the books you own. As always, you may choose your own blocks.



Monthly Guidelines for our guild challenge:

1. Two different blocks are to be completed/any size.  
2 blocks completed=2 tickets/1 ticket=1block
2. Members do not have to take part each month.
3. Blocks must be turned in during the month specified, except for an absence.

Ideas for the blocks:

- \*perpetual calendar
- \*wall hanging for family member on their birthday month
- \*blocks and have a sampler quilt
- \*table toppers/runners

Christine and I hope to see many blocks this month!

☺📧 Happy quilting and God bless,  
Wendy J and Christine G



meeting on Zoom since 2020

- A group that meets irregularly for fellowship while they are in their sewing spaces, gets together by sending a group message. If you want to join the group, send a message to Karen P or Deirdre B. This group meets during the day.
- **NEW GROUP:** Pat D and Glenda C have started meeting to Zentangle together. They meet every other Wednesday from 1 – 3 pm. They are looking for others to join them and share this fun craft – just open our Zoom link at the appointed time or contact Pat or Glenda for more information. Their next meeting is March 19.

You can join any of these groups or create your own. There is no official sign ups but let us know if you and your friends have set a specific time to get together.

Sally N, Communications



## HOSPITALITY

Sallye L., Sue F., Deloris R.

**Our table is Potluck.**

## BRING FOOD

Please bring a snack to share this month.

Thanks to all for continuing to bring snacks to share.

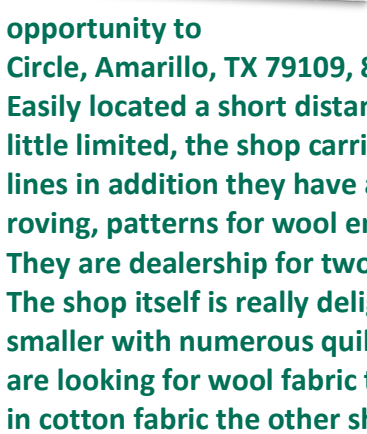
Thank you.

Hospitality Team



## And Next

Donna N	3/2
Mikaela C	3/20
Nancy J	3/31
Deirdre B	4/8
Becky S	4/12
Agnes L	4/20
Patricia S	4/21
Sharon G	4/23
Mary C	4/26

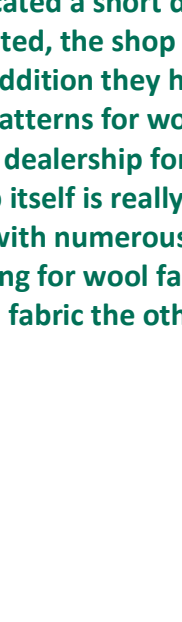


## Traveling Quilter: Sandy C

Traveling Quilter – Amarillo, TX, Shop #2  
Sandy C.

Traveling back and forth between Memphis and Albuquerque gives me two opportunities (coming and going) to check out quilt shops in Amarillo. I've known about the shop I'm going to review for several years, but never seemed to have the time to check it out until just recently. I've become interested in working with wool both embroidery and felting wool to make baskets or bowls and have been searching for opportunities to purchase wool fabric. With that goal in mind, I called several shops in the Albuquerque area with no luck in finding a shop that carried wool fabric. The day I was scheduled to leave Albuquerque a "Quilt, Craft and Sewing Festival" was opening at the fairgrounds so I postponed my departure by a day. As luck would have it I was able to find 2 vendors who sold wool fabric at the Festival so I got my fix in purchasing same.

My stop in Amarillo afforded me the opportunity to stop at The Knotted Thread, 2817 Civic Circle, Amarillo, TX 79109, 806-350-ELNA, [knottedthread@outlook.com](mailto:knottedthread@outlook.com). Easily located a short distance from I-40. Cotton fabric selection was a little limited, the shop carries Grunge, Tula Pink and other modern fabric lines in addition they have a wonderful selection of wool fabric, wool roving, patterns for wool embroidery, and a large selection of wool yarn. They are dealership for two sewing machine brands – Janome and Elna. The shop itself is really delightful with two classrooms, one large and one smaller with numerous quilt class samples displayed on the walls. If you are looking for wool fabric this shop is wonderful, but if you're interested in cotton fabric the other shop in Amarillo (Quiltwinks) is a better bet.



CORRESPONDING SECRETARY

Deloris R

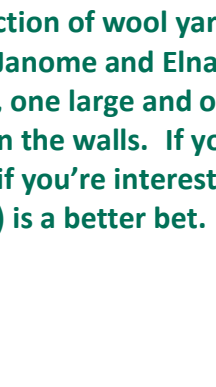
I mailed:

Donna N a card for 70 birthday.

Diane J's husband a card for being in the hospital.

Sending Stacye R's mother a card for illness.

Regards  
Deloris



Ways & Means:  
Margaret S.

Guild Pins are available for \$3.

## \$tash for Ca\$h

We welcome the treasures that you bring. These are items that need a new home and can go to a new home the night of our meeting. Pay what you feel is appropriate but if the items that you bring don't find a new home that night, please take them back with you. Due to our limited space, we cannot store anything. So, items that don't sell will be discarded that night.

Thanks.

Margaret S. Ways and Means.

# PROGRAMS:



**Melissa D.**

For the March Program, we will be having a special guest. Bret Lipscomb, the founder of CINCHQuilt, will be at our March meeting to teach us about his software. He will be showing the CINCHQuilt website and the online application, doing a brief overview of some of the high-level features of the program using the product's website, and doing a brief demonstration using the actual software. If you have time before the meeting, check out the CINCHQuilt website to get an idea of what we will be delving into.

Sincerely,  
Melissa D  
Programs

## DO YOU EQ?

Free EQ Lessons have resumed. Since there are small groups of quilters that use EQ, this group will be open to anyone who would like to learn EQ. Lynn M will be using EQ8 in her instruction.

A separate Zoom is being used so that non-members of Uncommon Threads can join in on these lessons. If you wish to participate, please send an email to Lynn M at [materialholic@gmail.com](mailto:materialholic@gmail.com) . You will be sent an invite to join this group on Zoom, the week of the meeting, with a link included. Come and see what EQ can do for you, especially if you are considering EQ for your future. Right now we will meet at 4:00 on the days below via Zoom.

Thank you,  
Lynn

- March 22 – Simple Block Designs
- April 19 – Simple Quilt Designs
- May 17 – Borders
- June 21 – Basic Applique
- July 19 – Pieced and Applique Blocks
- August 16 – Importing Pictures
- September 20 – Open Lessons

### Next Meetings:

Guild Meeting	25 MAR	H
Board Meeting	7 APR	V
Guild Meeting	22 APR	H

Legend: H = Hybrid, V = Virtual, IP = In Person



Attention members! You have access to the ZOOM sewing room anytime there is not a guild planned meeting. Early Bird, Night Owl, East Coast, or West, another Country and Continent it doesn't matter. As a member you may connect with other members in our ZOOM Room. The room is open anytime there isn't a meeting planned. A full calendar can be found on the last page.

# Quilters Family Feud on a Budget:

Guild Members go head-to-head in Branson.



## Guild Meetings

Guild meetings are the 4<sup>th</sup> Tuesday unless otherwise stated and are both in person and on Zoom (hybrid)

March 25, 2025  
April 22, 2025  
May 27, 2025

## Retreats and Special Events

Refer to Guild Communications for details.

Member Retreat  
November, 2025

## FREE! Virtual EQ Lessons

Contact Lynn M. to enroll at [materialholic@gmail.com](mailto:materialholic@gmail.com)  
Lesson begins at 4p.m. on these dates.

March 22 – Simple Block Designs  
April 19 – Simple Quilt Designs  
May 17 – Borders  
June 21 – Basic Applique  
July 19 – Pieced and Applique Blocks  
August 16 – Importing Pictures  
September 20 – Open Lessons

## Board Meetings

April 7, 2025  
May 12, 2025

## Zoom Sewing Room Monthly Color Theory Saturday Zoom 10 A.M.

April 5 - Color Theory Experiments 7-8 +  
Sew and Tell

- Exploring Neutrals Experiments 9-10 +  
Sew and Tell

May 3 - Finding Your Way Experiments 11-  
12 + Sew and Tell

June 7 - Working in Cloth Experiments 13-  
14 + Sew and Tell

The link can be found on the Members only page of  
the Website: <https://www.ucquilts.com/members-only>

An Impromptu Zoom link is also  
available for members to Sew  
Together Virtually




**Quilting is always more fun with  
friends!**

From the Editor



All submissions are best made using  
my email, [thequiltedpage@aol.com](mailto:thequiltedpage@aol.com)  
with Newsletter in the Subject. The  
deadline for the APR newsletter is  
Wednesday, April 10<sup>th</sup>.

Karen P



## Remember:

- Name Tag
- Potluck Dish
- Challenge Blocks
- Show and Tell
- Community Quilts
- Sign your CQ Kit out  
&/or In
- Ca\$h for \$tash